
THE SAWDUST

NEWSLETTER OF THE CHARLOTTE WOODWORKERS ASSOCIATION, INC.

Volume 18, Issue 1

January 2011

Newsletter


If anyone would like to contribute articles, information or provide suggestions for the newsletter, please send them to me. We need to make this a group effort.

Thanks also to Peter Stoffel, who assists with note taking at the meetings, and to Tony Profera for the photos he provided : - much appreciated.

Roger Callahan (roger_callahan@bellsouth.net) - Secretary



Mike Smith, President Kicks Off the 2011 CWA, Inc. Meetings



Mike thanked Bruce Bogust for his more than three years of service as president and expressed the gratitude of all members for his leadership and the many benefits he created for all the members.

Mike said, he is glad to be our president and hopes to expand the membership to 150 members from the current 50. He believes the projects and presentations provide a real benefit for members, along with the help members provide each other. He expressed hope that we can do more projects.


He noted that "The quality of an organization is a direct result of the quality of the volunteers." and encouraged members to volunteer when the opportunity occurs.

(cont'd on page 2)

Log Cabin Building

Bill Bigham and Roy Pickett at the January meeting provided a presentation and discussed some of the tools and techniques used for building log cabins. They were accompanied by Danny Patterson. Bob Fields has been building cabins with them off and on since 1983.

Bill Bigham



Bill has been building cabins for more than 28 years. With Roy and Danny their combined experience exceeds 60 years. Bill teaches and builds the Appalachian style log cabin home, which uses a half dovetail notch.

Essential building tools needed are the broad axe, which comes in a left hand and right handed version. These are used to work the sides of the logs and have offset handles to "save your knuckles".

It is best to use the greenest logs for building, as they are easier to cut.

A foot axe is needed; as long as you hit it under you foot and not between your legs. If you use it between your legs, a slip off a knot can result in a nasty leg cut.

(cont'd on page 3)

CALENDAR OF EVENTS

Time to renew your membership.
(see Page 6 - DUES)

February 15: CHARLOTTE WOODWORKERS ASSOCIATION, INC. MEETING - 6:30pm : **
Bring 'show and tell' - recent projects, items, etc. to share with members prior to the meeting.

March 15: CHARLOTTE WOODWORKERS ASSOCIATION, INC. MEETING - 6:30pm

March 25-27: THE WOODWORKING SHOW -
The Park (the old Merchandise Mart)
See for details:

<http://cms.thewoodworkingshows.com/cms/Home/CharlotteNC/tabid/202/Default.aspx>

WOODCRAFT STORE IN CHARLOTTE UPCOMING CLASSES:

See: Woodcraft of Charlotte Website at:
<http://www.woodcraft.com/stores/store.aspx?id=507&page=classes>

Class topics in February include:

- Table Saw Use and Safety
- Finishing - French Polish
- Basic Lathe
- Bowl Turning
- Carving a Face on a Golf Ball
- Bandsaw Basics
- Working with Veneer
- Lumber Preparation
- Marquetry

Treasurer's Report: as of 12/31//10

Opening balance	1759.21
Deposits	300.00
Checks*	735.04
Closing balance	1324.17

*includes \$485.04 for Christmas dinner

Mike Smith, President Kicks Off the 2011 CWA, Inc. Meetings

(continued from page 1)

Mike said we completed NC incorporation as a non-profit in November and that it offers some personal liability protection for those serving as directors and officers of CWA. He discussed the need to approve new bylaws, which had been email to members with the announcement of the January meeting. With a quorum of attending members present, the members voted unanimously in the affirmative to approve the proposed new by-laws the Board of Directors had created. (With editing correction of paragraph numbering).

The CWA Board recommended and proposed raising the dues for members from \$25 to \$30 dollars to raise some additional revenue. Student members would be offered a \$15 membership. It's \$30/\$15 a year for anybody joining the club from January 1st through October 31st. It's \$30/\$15 for anybody joining from November 1st through December 31st, and these dues include the next year's membership. Renewing members have until March 31st to renew. If they do not renew by March 31st they are considered a non-member after March 31st. The members attending voted unanimously to approve the new dues structure.

Mike said he will plan to provide an agenda about a week in advance for each meeting to keep members up to date on the monthly meeting plans.

New "Build and Learn" project on "case work" will begin in March. There will be three different projects from which to choose.

Club Logo Embroidered CWA Shirts

John Seaman has arranged for CWA members to get an official "club" shirt. They are a 6.5 oz. blue denim (short or long sleeve) shirt. Price is \$23.00. Take pride in CWA and order a shirt. See John Seaman at a meeting or contact him at jseaman170@gmail.com.

Wear them with pride. If possible wear them when we do public events.

Other items with our logo will also be available for individual purchase, such as golf shirts, hats, vests, etc. See John and the catalogue at our monthly CWA meeting.

SHOW & TELL

The 'Show & Tell' preceded the start of the January meeting. Several members displayed and briefly described some of their recent work.

❖ Dulcimer



❖ Pens.



❖ Cutting Boards



❖ Knick-Knack Hanging Shelf.



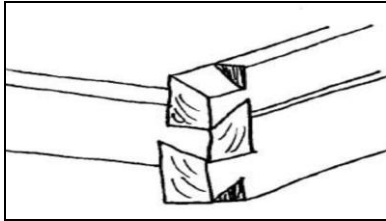
Log Cabin Building

(continued from page 1)

Good to have a huge chisel for cleaning out the notches. Log dogs are used to hold the logs when hewing out the logs.

The most important tool is a chalk line. Without it you can't do anything because you need to create a reference when drawing the notches because every log is different. Good to have plumb bob and a good level.

Log cabins on the east coast, because of the wet weather, generally use half dovetail notches and they all angle down and out so that water can run out.



Average log diameters are 12' to 18". To raise logs a boom truck or tripod with an electric winch is preferred. In the old days a skid log was used to push them up.

Bill and Roy described the detail techniques for measuring every two feet of the log to get an average diameter and the methods for calculating and using templates they developed to draw the joints to be cut. (Roy provided a six page hand out for the details for drawing the locking dovetail joints used in Appalachian log homes. It will be posted to our website and Google group.)

Pictured below is a log cabin Bill, Roy and Danny built at "Rural Hill", a Center for Scottish Heritage, in Huntersville, NC. You can see it in more detail and learn about the center at their website: <http://www.ruralhill.net>.



Gaps between logs are filled with "chink". 'Perma-chink' is a commercial brand. The classic formula for making chink is: 3 parts dirt, 3 parts sand and 2 parts Portland cement with an appropriate amount of water. It is best to the stacked logs to sit for a year before chinking them.

Logs can be mixed types but hemlock and southern yellow pine are good. White pine is too soft and popular will rot very fast. White oak is used for the 'sill' logs. Sills are on front and back or where there is to be a door. Normally no side wall sills.

The logs need to breath so only one side is sealed. The exterior is not sealed. A 6" thick log has a R9 insulation factor but a lot of thermal mass.

In finishing the doors and windows you need to remember there is significant wood movement. So you leave a gap at the top of windows and doors, which is filled with insulation and a board to cover the gap. The gap can be 1/2" in summer and 1 1/2" in the winter.

Roy Pickett (below) is holding a gauge that was developed to make drawing the notches easier and quicker.



Thank you Bill, Roy and Danny.

Best Quote of Last Few Months

"Building log cabins is a lot of common sense. Just think about it and you will be fine."

Bill Bigham

Boy Scouts of America

Woodworking Merit Badge:

Scouts working on some merit badges are at JPM working projects on Monday evenings.

Explorers Post:

We have had keen interest from area Scouts. An Explorer Post (A co-ed teenage division of Boy Scouts for 14 - 21 year olds) has been exploring a variety of areas of wood working in the broadest sense including framing, cabinet making, furniture making, wood turning, etc. They' meet at JPM generally meet once a month on the 3rd Saturday of the month.

Post members that want to also join CWA get a student membership rate of \$15/ year.



JPM Shop Use

Any current CWA member who would like to use the shop at JPM is welcome to do so! All that is needed is to schedule the time! If you have something specific you need to do and you need tools or a bigger shop to work in, please do so!

To use the shop contact Jim Emery at:

JimE@JacksonPark.Org.



The CWA meeting raffle could benefit from your donation. If you have any tools (old or new) or shop supplies you would like to donate to be raffled, please bring them to the meeting and let Mike Smith know.



SHOP TOURS

Mike Smith organizes club membership shop tours. The goal is to have shop tours scheduled that are in the same general geographic area to reduce the distances traveled between shops and permit time to adequately tour several shops in a day.

Please sign up even if you don't have a fancy shop

If you would like to put your shop on the shop tour list, please contact Mike at:

mikececilsmith@carolina.rr.com

Note: all shop tours are for active CWA members only. Please refrain from bringing guests, family members, friends, dogs etc...

Once enough shops are committed a date will be set.



CWA Google Groups

There is a new method for CWA membership to communicate!

With a single email we can let you know what's happening. You can also view all the 2009 published club newsletters.

Note: You Can Join This Group on Your Own! To join:

Paste the entire line below in your web browser's address bar

<http://groups.google.com/group/charlotte-woodworkers>

- Hit "enter", Click the link "Join this Group" (on the right).
- Create a Google account if necessary (all they want is an email address and password). Please save your password in a secure place for future use.
- Once "signed in" select the radio button "Email" at the bottom and enter a nickname.
- Send an email out to the group to introduce yourself!
- Use "charlotte-woodworkers@googlegroups.com" as the "send to" in any email communication to all members of the group.



CWA MEETING PRESENTERS

All members are asked to keep an eye out for anyone that might make be a suitable program presenter for our CWA club meetings. Who knows, it might even be you!

Recent presentations have included:

- Bandsaw Setup and Bandsaw Blades
- Turning an Offset Padfoot Table Leg
- Marquetry
- Sharpening
- Dulcimer making
- Shaker Table Build Workshop
- Wheel making
- Windsor chair making
- Spoon Carving
- Fitting a Drawer
- Power Carving
- Bandsaw Boxes
- Hide Glue
- Tuning up a Wide Board
- Workbenches
- Intarsia Lidded Wood Boxes
- Turning a Peppermill
- Using SketchUp
- Log Cabin Building

If you know of someone with a woodworking skill that could be of interest please contact Dave Powles at: (704) 506-0403.



DUES

Continue to Invite Potential New Members to Our Meetings

Dues are \$30.00 for members and \$15 for students. Make checks payable to "Charlotte Woodworkers Association, Inc." or "CWA, Inc."

We welcome our returning and new members and encourage you to bring your woodworking friends to our meetings, so they can also join CWA.

Fred Miller collects dues during the monthly meetings or mail your dues to Fred at 1208 Salem Drive Charlotte NC 28209. The membership application is available on our website -

<http://www.charlottewoodworkers.org/>



Boy Scout Woodworking Merit Badge

JPM has been holding shop sessions for 20 Boy Scouts to work towards receiving a woodworking merit badge.

Jim Emery will be looking for volunteers from CWA membership to assist with Saturday workshops, as another session will be offered in 2011. Workshop sessions are anticipated to be held as morning and afternoon sessions.

This is an outstanding way to introduce young people to woodworking. With many school shop programs being phased out this may be the only contact our youth have to a woodshop and the craft of woodworking.

If you would like to put your name on that list to help or would like to find out more please contact Fred Miller at: fredmiller2@gmail.com.

Watch for additional information to be published to the CWA Google group.



Regular CWA Meeting Time and Place

Meetings of the Charlotte Woodworkers Association, Inc. are held the third Tuesday of each month, except for December. Meetings are held at Jackson Park Ministries Woodshop at Sentry Post Drive, Charlotte, NC.

Please check the web site

(www.charlottewoodworkers.org) for directions.

Note: you may see construction on Sentry Post Drive as they have been working the area of late.

A social and refreshment time starts at 5:30pm; our meeting starts at 6:30pm. Come to the meeting early and get to know your fellow woodworking enthusiasts!



The CWA Library

Books and DVDs are available from the CWA library for a buck a month. Contact Maurice Blackburn at MBlackburn1@Carolina.RR.Com

Also, please help your fellow woodworker and make your club newsletter even better by contributing a short book review.

Remember, your review is redeemable for a free DVD rental from the CWA library!

Send your book review to Roger Callahan, Secretary (roger_callahan@bellsouth.net)



The Classified Section

NO ITEMS THIS MONTH

This space is reserved for classified ads! If you have any woodworking or related items for sale that you think would be of interest to the membership please contact: Roger Callahan (roger_callahan@bellsouth.net) Include a complete description of the items(s) and a picture or 2 (if possible).

Also, check the bulletin board at JPM as other items may be posted there.



2011 CWA Officers



Mike Smith
President
704-535-4497
mikececilsmith@carolina.rr.com



David Powles
Vice President, in-charge of programming
(704) 506-0403
Sorry, no e-mail available



Fred Miller
Treasurer
(704) 650-8520
fredmiller2@gmail.com



Roger Callahan
(704) 236-2385
Secretary
roger_callahan@bellsouth.net



CWA Librarian
Maurice Blackburn
(704) 394-8780
MBlackburn1@Carolina.RR.Com

CWA Website
Phil Ashley
(704)-548-2851

Directions to Jackson Park Ministries



From the intersection of I-85 and Billy Graham Parkway:

- 1.) Take Billy Graham Parkway South.
- 2.) Turn Right on Paul Brown Blvd / West Blvd. (this will be after the main entrance to the airport)
- 3.) Turn Right on Airport Drive.
- 4.) First left on Sentry Post Drive.
- 5.) At the end of Sentry Post Drive there is driveway on the left. Enter here. Using the photo above, drive down the driveway and around to the warehouse with the "x" on the top.

From the intersection of South Tryon Street and Billy Graham Parkway (where Woodlawn turns in to Billy Graham). Also exit 6 from I-77.):

- 1.) Take Billy Graham Parkway North.
- 2.) Turn Left on Paul Brown Blvd / West Blvd. (this will be at the light after the Tyvola Road exit)
- 3.) Follow from Step 3 above...

CWA SPONSOR

Please thank them every time you use their services.

Woodcraft

1725 Windsor Square Drive
Matthews, NC 28105
(704) 847-8300

[Charlotte Store](#)

Wholesale Tools

4200 Barringer Drive
Charlotte NC 28217
1-800-438-3580 (Service)

www.wttool.com

5% - 20% discount with current membership card.

Klingspor's Woodworking Shop

www.woodworkingshop.com

800-288-0000

Irwin Tools

<http://www.irwin.com/>

Farris Belt & Saw

235 Foster Ave.
Charlotte, NC 28203

www.farrisbelt.com

704-527-6166

complete sharpening services and abrasives

Horizon Forest Products

Greenville, S.C.

<http://www.horizonforest.com/>

Local Charlotte Salesman Chad Mitchell, 704-401-6426

The Woodworking Source

184 Azalea Road
 Mooresville, NC

<http://www.thewoodworkingsource.com>

Phone: 704-662-9663



CWA MENTOR PROGRAM

The following members have offered their help to anyone interested in learning skills or new techniques in their area of interest. Contact each person to arrange times to get together if interested.

Wayne Manahan

Sharpening

704.786.0768

wmanahan@vnet.net

If you are willing to mentor new woodworkers please let us know. Thank you!



"I have a lightning hammer –never strikes the same place twice.

-John Leake

Secretary - Roger Callahan
3334 Whistley Green Dr.
Charlotte, NC 28269

ADDRESS CORRECTION REQUESTED
