

Volume 9, Issue 3

March 2002

THE CHARLOTTE SAWDUST

The Official Journal of
The Charlotte Woodworkers Association

www.charlottewoodworkers.org

March Program

The March meeting of the Charlotte Woodworker's Association will be held at our normal meeting location, which is at The Woodworking Shop on Freeland Drive in Charlotte.

New member Bruce Bradford will discuss and explain chair-making techniques he learned while studying under Sam Maloof.

April Program

Delta's national representative for dust collection will discuss dust collection issues and set up for the woodworker.

Woodworking Show News

We have a booth for the upcoming Woodworking Show March 15-17th. The show will be held at the Merchandise Mart – Liberty Hall on Independence Boulevard in Charlotte. Noon to 7 PM on Friday, 10 AM to 6 PM Saturday, and 10 AM to 4 PM on Sunday. Hope to see you there.

DeWalt Presentation

Jack Hays, Representative

The DeWalt presentation in March is scheduled to be on DeWalt's new portable air compressor.

Executive Woodsmiths

Our February meeting was held at Executive Woodsmiths on Wilkinson Blvd. Fred Gutnick, the owner of the business, spoke to our group about the type of work that the business does and the history of Executive Woodsmiths.

Fred started out as an Industrial Arts teacher, but moved to Charlotte and grew his business from a small shop that he operated from his home to the current 40,000 square foot facility that the business now operates from.

We viewed an impressive array of woodworking equipment from huge band saws that appeared to be antiques (though quite functional) through modern molders that take raw stock in one end and convert it to finished molding before it passes out the other end of the machine. All in all, it was an impressive tour.



E-mail Option for receiving "Sawdust"

E-mail delivery of "Sawdust" is now available. If you would like your newsletter delivered by e-mail, but have not already signed up for e-mail delivery, please send me a note requesting e-mail delivery. Please include your current e-mail address. Please direct this e-mail to wmanahan@vnet.net, because I no longer work for IBM. For members without e-mail, or for those who prefer to receive the printed material, the newsletter will still be offered in the conventional printed format, sent via US Mail.

Classified Section

For Sale:

Performax 16/32 with infeed table, outfeed table, legs, and castors. Also includes extra sandpaper in various grits. Used less than 5 hours. \$800

Contact Barry Boyer at bboyer@carolina.rr.com or call 704-786-0220

Delta table saw with stand but without motor. This was originally a 2-hp saw. Package includes two motors that no longer work, but could be repaired. \$50

Contact Mike Patterson at 704-435-5179 or at mplogcab@bellsouth.net

Workshop contents for sale. Woodworking tools and some metalworking tools. Will sell individual machines separately. Also includes a broad selection of hardware assembled over many years.

Call Bill Grimes at 704-523-2747

Wanted:

Radial Arm saw in good condition.

Contact Mike Patterson at 704-435-5179 or at mplogcab@bellsouth.net

February Raffle Winners

Donated by CHC

\$25 Gift Certificate

4 x 4 Walnut

Clyde Saunders

Mitch Urash

Donated by The Woodworking Store

1 Quart of Stain - Maple

1 Quart of Stain – Fruitwood

Paul Brinker

Ralph Brice

Donated by Woodcraft

\$25 Gift Certificate

Mike Pleso

Donated by CWA

8" Divider

Shop Knife

Microplane

#10 Biscuits

Jon Elliott

Ed Dickerson

Jaye Peterman

Neil Brunck

Meeting Time

Please note that our meetings start at 6:00 P.M., after a social and refreshment time that starts at 5:30 P.M. If you get there early, you can get to know your fellow members. Also, please be mindful of the graciousness of our hosts by not placing refreshment, etc. on their worktables and tools. Thanks for being good “guests”.

Consider Contributing an Article to “Sawdust”

Have you considered writing an article for publication in our newsletter? I know that a number of the folks who have demonstrated at meetings have written hand out material. What I've read seems rather good. Couple this with a few carefully chosen shots with a digital camera, and we've got something that makes our newsletter more valuable.

Tips and Techniques are also something worth sharing. They can be written up in a short format, perhaps no more than a few lines or a couple of paragraphs. And they can add value to our association, especially to new woodworkers just getting their start in this activity.

If you'd like to write an article but need some help, talk to me. I'd be happy to help.

Tips for Beginners – Wood Grain

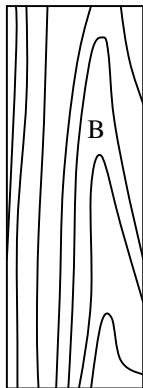
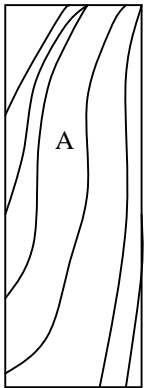
By Wayne L. Manahan

Important Aspects of Wood Grain – Appearance

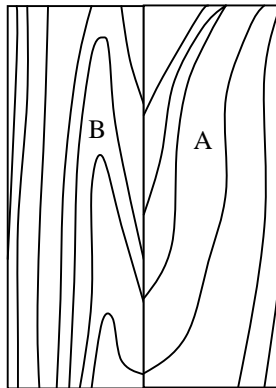
Grain Appearance

The grain patterns in wood play an important role in the final appearance of our projects. Grain patterns contribute to final project appearance in many ways, but I'm only going to discuss grain matching here. I'll discuss matching the grain patterns in glued up panels and I'll briefly touch on "book matching" a technique used to emphasize especially attractive figure in wood.

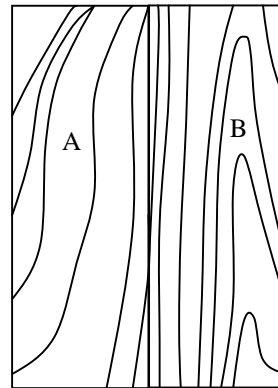
When gluing up larger panels from smaller stock matching the pattern of the wood grain is important. By orienting component parts so that the pattern of their grain appears to flow naturally from one piece to the next, the overall result is more appealing. When inconsistent patterns are joined, discontinuity is created in the overall panel. The effect of poor matching technique is a panel that appears to be made of multiple pieces, rather than being one continuous piece. Though the maker is always aware that the panel is glued up, the desire is usually for the wood to appear to be a single piece.



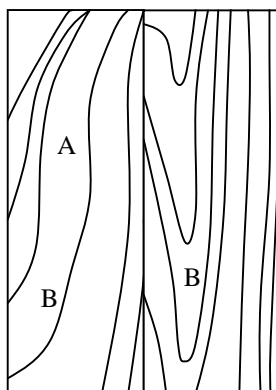
Separate Boards



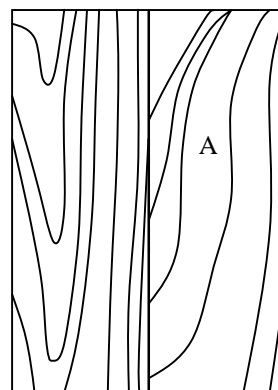
Match I



Match II



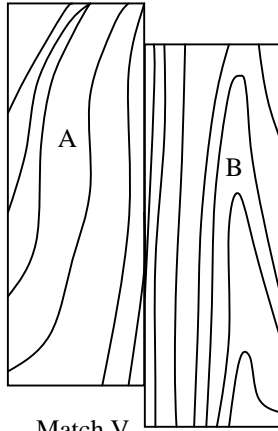
Match III



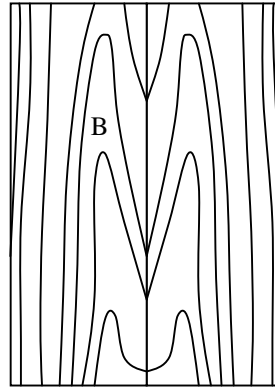
Match IV

In the figures above, Match II is probably the best match to produce a panel that appears to have been a single piece of wood.

It's important to remember that wood can also be slid adjusted lengthwise to achieve a better match, assuming sufficient stock length is available. Using this technique, the patterns of the grain on Match II could be improved slightly, as shown below in Match V.



Match V



Book Match

Book Matching

Book matching is used to show off an unusually beautiful piece of wood. You will often see this technique executed in veneer, but you can achieve similar results by re-sawing a board and opening the two halves of the original piece like a book. See the figure entitled "Book Match" above for an example of this technique.

Library Resources - The following videotapes have been added to the Charlotte Woodworkers Library: You can check any of them out for \$1.00 for one month.

2025 The Versatile Router 1	P. Warner	20 min - Fine Woodworking
2026 The Versatile Router 2	P. Warner	20 min - Fine Woodworking
2027 Making Picture Frames	S. Altschuler	20 min - Includes how to make moldings
2028 The Woodfinishing Video (duplicate)	M. Dresdner	40 min - Wipe, Brush & Spray
2029 Biscuit Joinery	Frank Klausz	60 min - Techniques & Build Bookcase
2030 Sharpening Woodworking Tools	Leonard Lee	71 min - Lee Valley Tools
2031 Sandpaper Sharpening	Michael Dunbar	20 min - Fine Woodworking

The following videotapes were not in the Charlotte Woodworkers library on Jan 21, 2002. Please check and if you have any of these videos bring them to the meeting. If you aren't going to be there, give them to someone else to bring or drop them off at the woodworkers store. If you can't return them by the meeting, write or call the secretary or e-mail Ralph Lombard (lombards@yahoo.com) so we'll at least know where they are.

2001 Woodfinishing	Fine Woodworking	40 Min Video - Good Primer
2002 Bandsaw, Mastering	Fine Woodworking	60 Min. Video - Very good
2003 Router - Jigs & Techniques	Fine Woodworking	50 Min. Video - Very good
2004 Table Saw, Mastering	Fine Woodworking	70 Min. Video - Very good
2006 Mortise-&-Tenon Joints	Klausz, Frank	60 Min. Video
2007 Tips & Tech, Small shop	Cummins, Jim	55 Min Video
2008 Table Saw, Mastering	Mehler, Kelly	70 Min. Video
2010 Jointer Knives, Setting	Vaughn, Robert	25 Min. Video
2012 Bowl Turning	Stubs, Del	120 Min. Video
2020 Bookcases, Building		
2023 Woodturner's Workshop (was 2017)	Slack & Sutton	
3001 Turning Wood	Raffan, Richard	Property of J. McAlister

CWA Supporters

CHARLOTTE HARDWOOD CENTER

Mr. Ron Davis
4250 Golf Acres Drive
Charlotte, NC 28208
704-394-9479 (contributing/sponsor)

CUSTOM RESTORATIONS

Mr. Larry Hinshaw
3230L Piper Lane
Charlotte, NC 28208
704-357-9929 (contributing/sponsor)

H & S LUMBER

Mr. Robert Boland, Manager
4115 Monroe Road
Charlotte, NC 28205
704-333-3130 (sponsor)

THE WOODWORKING SHOP of Charlotte

Mr. Tony Collums, Manager
116M Freeland Lane
Charlotte, NC 28217
704-521-8886
(contributing/sponsor – except power tools & lumber)

WOODCRAFT

Mr. David Boyuka
1725 Windsor Square Drive
Matthews, NC 28105
704-847-8300 (contributing)

WT TOOL

Mr. Martin C. Dowdy, General Manager
4200 Barringer Drive
Charlotte, NC 28217
704-527-4071 (sponsor)

Show your CWA membership card at any of the Listed places to receive benefits (except for WOODCRAFT, which is unable to provide sponsorship in the form of discounts).

2002 CWA Officers

President	Mike Rosenberg Rosinbag@carolina.rr.com	704-643-7612
Vice President	Mike McCabe aikenlaiken@aol.com	704-676-4869
Secretary	Wayne Manahan wmanahan@vnet.net	704-786-0768
Treasurer	Neil Brunck Bruck@usairways.com	704-521-8480

The Charlotte Woodworkers Association

Wayne Manahan, Editor
6516 Weldon Circle NW
Concord, NC 28027-8018
wmanahan@vnet.net

Next Meeting:
March 18, 2002
At The Woodworking Shop
